



CHARTwell

QUEEN'S  
SQUARE

retirement residence

10 Melville Street North, Cambridge  
226-533-9709


# Suite Plans

## STUDIO

ALL ILLUSTRATIONS ARE ARTIST'S CONCEPT PLANS AND SPECIFICATIONS MAY CHANGE WITHOUT NOTICE.  
ACTUAL USABLE FLOOR SPACE MAY VARY FROM STATED FLOOR AREA. E & O.E.

# Type A

Large Studio with Kitchenette  
310 sq.ft.  
(2nd, 3rd, and 4th floors)




ALL ILLUSTRATIONS ARE ARTIST'S CONCEPT PLANS AND SPECIFICATIONS MAY CHANGE WITHOUT NOTICE.  
ACTUAL USABLE FLOOR SPACE MAY VARY FROM STATED FLOOR AREA. E & O.E.

# Type A2

Large Studio

310 sq.ft.

(2nd, 3rd, and 4th floors)

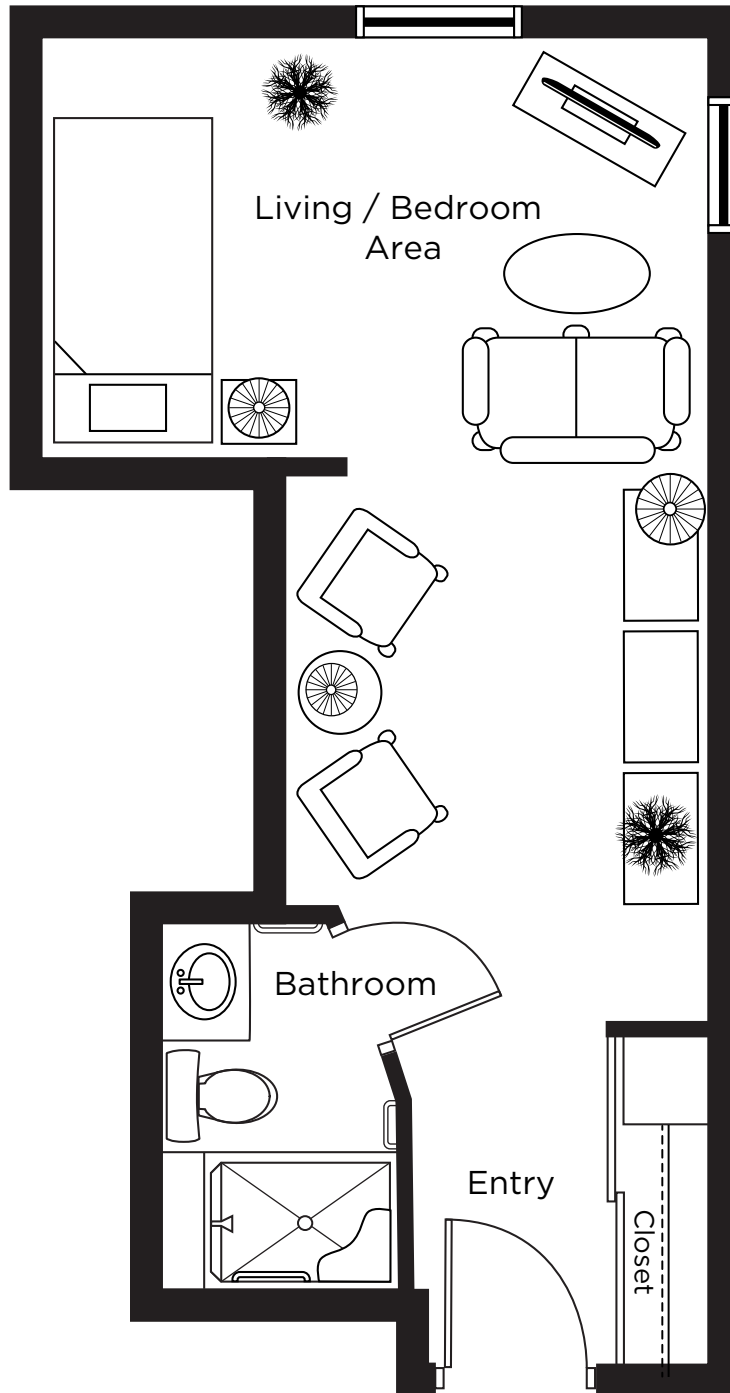


ALL ILLUSTRATIONS ARE ARTIST'S CONCEPT PLANS AND SPECIFICATIONS MAY CHANGE WITHOUT NOTICE.  
ACTUAL USABLE FLOOR SPACE MAY VARY FROM STATED FLOOR AREA. E & O.E.

# Type B

Large Studio, L shaped  
310 sq.ft.

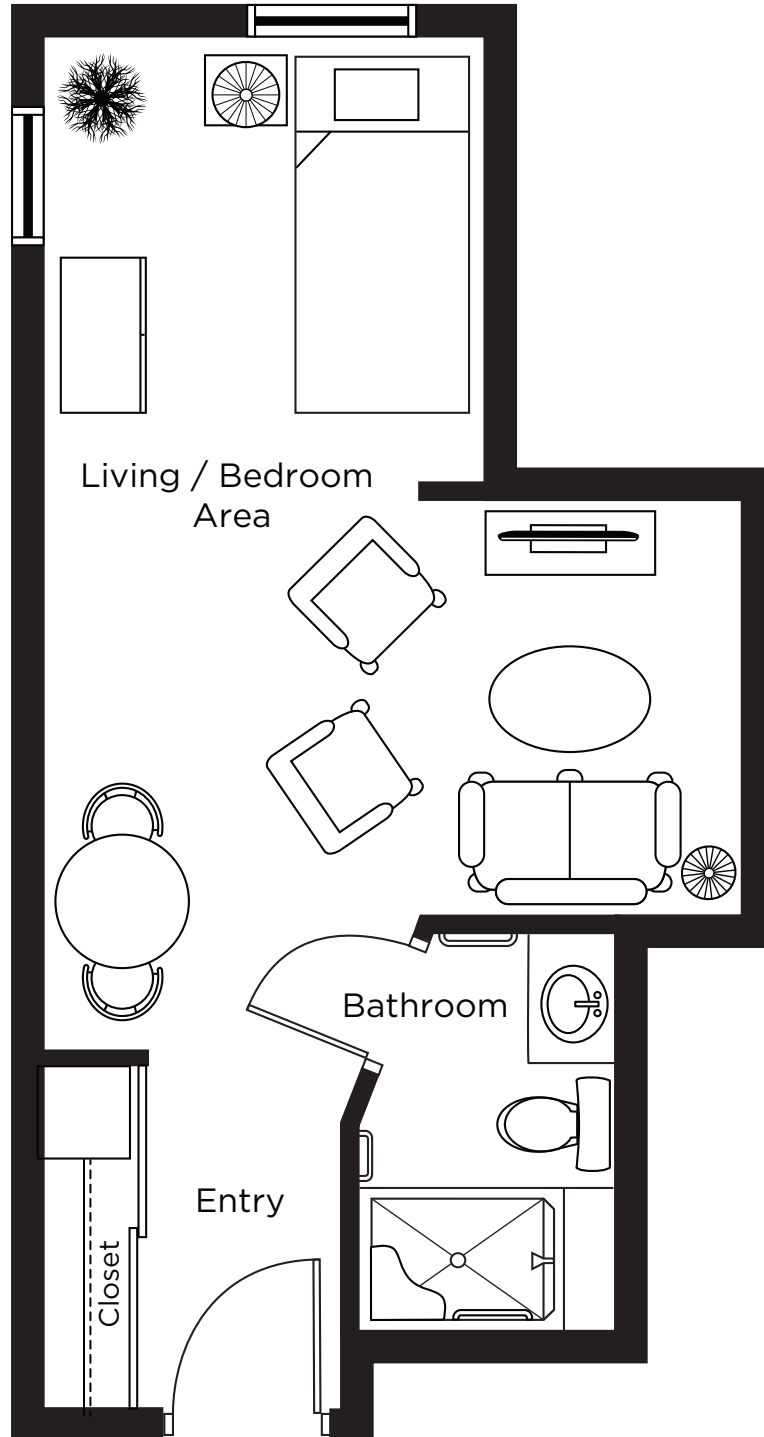
(2nd, 3rd, and 4th floors)



ALL ILLUSTRATIONS ARE ARTIST'S CONCEPT PLANS AND SPECIFICATIONS MAY CHANGE WITHOUT NOTICE.  
ACTUAL USABLE FLOOR SPACE MAY VARY FROM STATED FLOOR AREA. E & O.E.

# Type C


Large Studio with alcove  
310 sq.ft.  
(2nd, 3rd, and 4th floors)



ALL ILLUSTRATIONS ARE ARTIST'S CONCEPT PLANS AND SPECIFICATIONS MAY CHANGE WITHOUT NOTICE.  
ACTUAL USABLE FLOOR SPACE MAY VARY FROM STATED FLOOR AREA. E & O.E.

# Type F

Large Studio (with angled wall)  
310 sq.ft.  
(2nd, 3rd, and 4th floors)

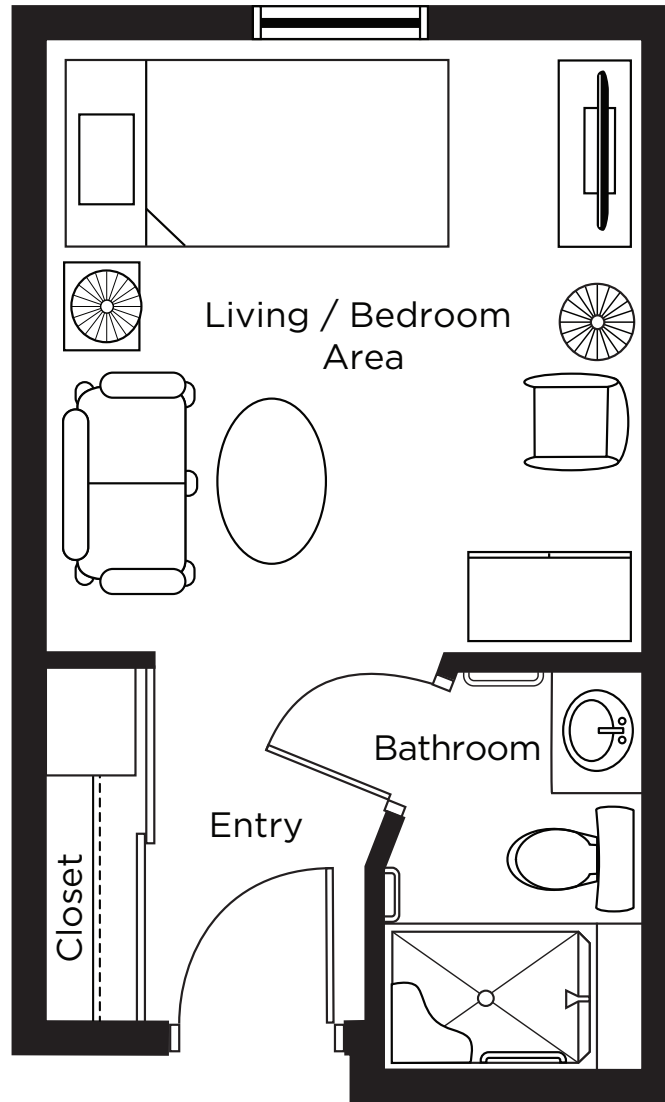


ALL ILLUSTRATIONS ARE ARTIST'S CONCEPT PLANS AND SPECIFICATIONS MAY CHANGE WITHOUT NOTICE.  
ACTUAL USABLE FLOOR SPACE MAY VARY FROM STATED FLOOR AREA. E & O.E.

# Type E

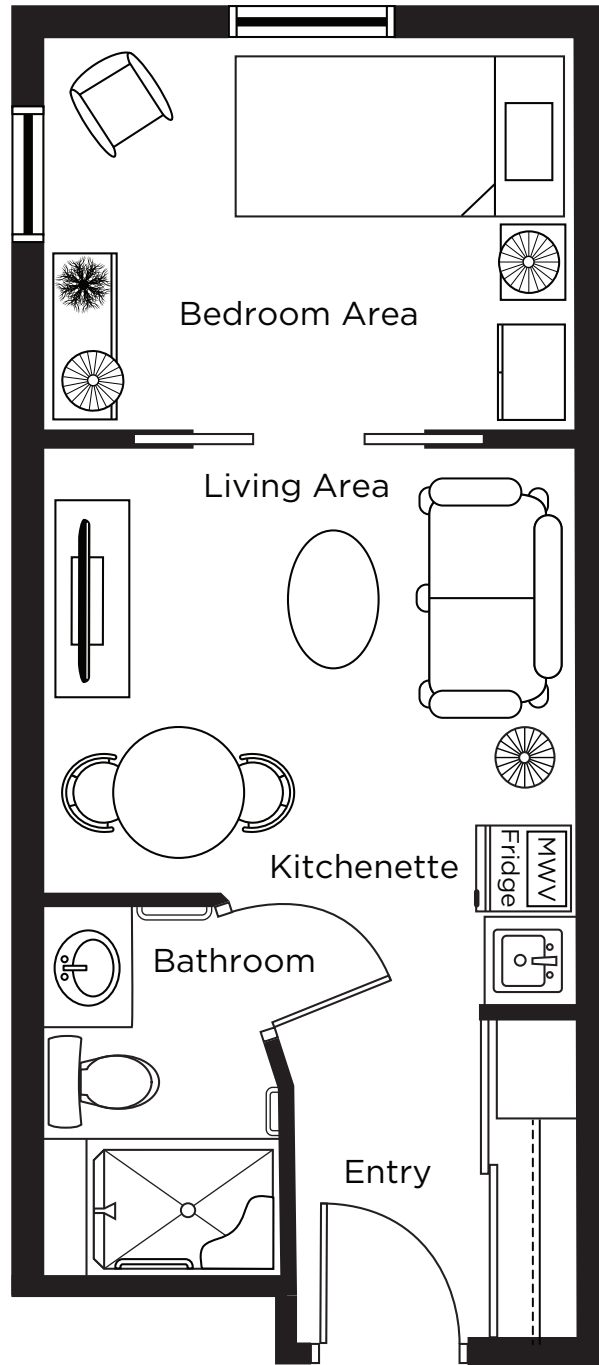
Small Studio  
220 sq.ft.

(2nd, 3rd, and 4th floors)



# Type G

Large Studio with Pocket French Doors  
310 sq.ft.  
(2nd and 4th floors)



ALL ILLUSTRATIONS ARE ARTIST'S CONCEPT PLANS AND SPECIFICATIONS MAY CHANGE WITHOUT NOTICE.  
ACTUAL USABLE FLOOR SPACE MAY VARY FROM STATED FLOOR AREA. E & O.E.



# Extra Large Studio

with Pocket French Doors

370 sq.ft.

(2nd, 3rd, and 4th floors)

